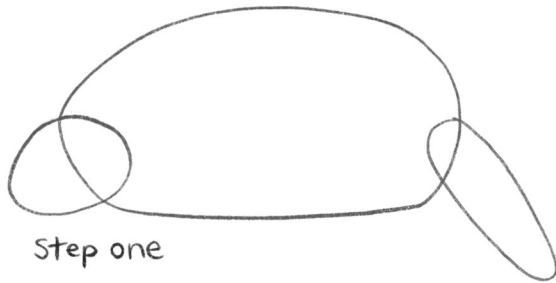
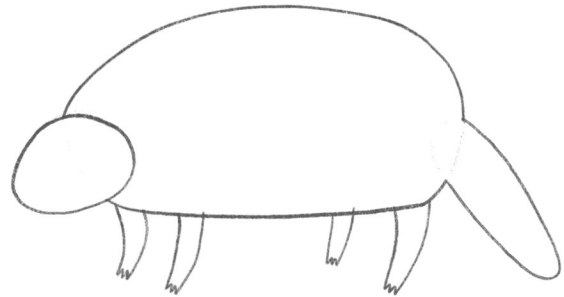


How To Draw The


Porcupine




Step one




Step two



Step three



Step four (look at his cute face!)



Step five (hint: use different colored materials to draw the quills)



Step six (these marks are the quills)



Step seven (more quills!)



Step eight (even more quills!)