


How To Plant a Pollinator Waystation

Inspired by Mama Monarch



1. Plant a variety of Host Plants in plenty of sunlight.

A host plant is where butterflies lay their eggs! These plants act as both food and home for the next generation of butterflies in their stages of development. Monarch caterpillars feed exclusively on milkweed plants and female butterflies only lay their eggs on milkweed.

Here are some types of milkweed you can plant:



Common Milkweed (*Asclepias syriaca*)



Butterfly Weed (*Asclepias tuberosa*)


2. Plant a variety of Nectar Plants in plenty of sunlight.

A Nectar Plant is a plant that adult butterflies feed from!


Here are some types of nectar plants to add to your waystation:



Echinacea



Black-Eyed Susan



Liatris



Milkweed

3. Tend your Butterfly Waystation Garden! Make sure to weed, thin, mulch, and water your garden regularly. This practice helps the plants bloom to their best abilities.

4. Remove dead stalks from your Butterfly Waystation at the end of the season.

5. Do not use pesticides or weed killing sprays on your gardens as they are harmful not only to pollinators, but other bugs and wildlife as well.

Tip: Make sure to do your research! Research which butterfly friendly plants will do best in your area before planting.

